



Quality Tools for Smart Cleaning™

**nLITE®**



**nLITE® BRUSHES**  
**FOR THE PERFECT CLEANING WITH PURE WATER**



Scan here for  
more information

# ANYTIME AND ANYWHERE THE RIGHT BRUSH SOLUTION

You want pure water cleaning at the highest quality level, optimally adapted to every work situation and every degree of contamination? Then the **UNGER nLITE®** range of waterfed brushes is your first choice. Here you will find everything you are looking for to achieve perfect cleaning results: outstanding quality, comprehensive selection, maximum flexibility and efficiency.

Whether it's different brush lengths, different bristle types and combinations, versatile water distribution systems or technological innovations - the variety of **UNGER nLITE®** brushes offers you plenty of features to make window, facade or solar cleaning easier.

## BRUSH SIZES

- 11" short brushes for high maneuverability and lateral cleaning
- 16" long brushes for larger areas and faster cleaning

## WATER DISTRIBUTION SYSTEM

**Rinse Bar:** the water is distributed evenly over the entire width of the brush and hits the cleaning surface slightly above the bristles. This ensures that pure water and not the bristles have the final surface contact.

- The use of the Rinse Bar is recommended. With normal pure water availability (> 26 gal/hr), the brush is sufficiently rinsed and kept free of contamination.

**Rinsing nozzles integrated in the center of the bristles:** for powerful cleaning with a strong water jet.

- The use of the rinse nozzles can be useful when it is necessary to rinse hard-to-reach areas (dirty edges or corners.)

## SWIVEL LOCK

Now faster and more precise down to the last corner - the swivel function is a completely new way of cleaning with pure water up to the second floor (20').

- The 180° freely swivelling brush base enables cleaning of the area by an S-movement with full surface contact of the brush body.
- Increases the working area - optimal for cleaning from a lifting platform or gondola

## BRISTLE TYPES

**Flagged bristles** offer higher cleaning performance and better glide due to the larger contact surface area.

- flagged bristles for regular cleaning of normally soiled windows.

Less dirt sticks to **unflagged bristles** and they have a longer life span.

- unflagged bristles in case of insufficient water flow, when heavily soiled (e.g. sand) or when very long use of the brush is important.



## nLITE® POWER BRUSHES FOR THE DAILY CHALLENGES IN CLEANING WITH PURE WATER

Outstanding down to the last detail: a fully optimized brush concept prepares you for almost any challenge.

- Versatile water distribution system
- Innovative bristle technology
- Precision cleaning down to the last corner



**SWIVEL LOCK**



**RINSE BAR**

### POWER BRISTLE TECHNOLOGY

- A** Inner bristles with extremely high cleaning performance, comparable to natural hair bristles
- B** Longer outer bristles for easy gliding: no more jumping of the brush



### SOFT TOUCH BUMPER

Edge protection made of soft plastic:

- Secure protection from scratches and other damage to window frames
- Significant noise reduction when in contact with parts of the building

## NEW nLITE® RADIUS BRUSHES FOR LARGE SURFACES, FRAMES AND CORNERS

With the **nLITE®** angle brush, we have once again developed an innovative solution for you as a cleaning professional. The angled shape and the unique bristle cut result in a larger cleaning radius and thus enable you to easily clean large glass surfaces, window sills and ledges.



### THREE WAYS OF WATER SUPPLY

High flexibility due to three ways of water supply.

Powerful cleaning by means of a water jet from the centrally integrated nozzle block (Pic. 1).

The Rinse Bar can be used in two different positions: This means that window sills (Pic 2) and roller shutter boxes (Pic 3) can also be cleaned optimally.



## ALL-ROUND SHOCK AND EDGE PROTECTION

The all-round shock and edge bumpers protects the window frame from scratches and damage, and reduces noise when in contact with parts of the building.




## HIGH BRISTLE DENSITY

Guarantees excellent cleaning with little bending as well as long durability.

The brush can also be used with hot water.

## SPECIAL BRISTLE CUT

Allows even easier cleaning of corners with 90° angles. The short, stiff bristles inside the brush provide great scrubbing power.



## nLITE® HYBRID BRUSH MADE OF BOAR BRISTLES FOR EXTREMELY POWERFUL CLEANING PERFORMANCE

The brush is highly recommended for maintenance cleaning and for the cleaning of PV/solar panels. Easier glide and less weight than full natural hair brushes.

### BOAR BRISTLES

- Outside boar bristles - high cleaning power of the folded bristles, no streaks
- Inside bristles with Power Bristle Technology - very high scrubbing power, easy glide, low water absorption





## nLITE® SOFT BRUSH FOR GENTLE SURFACE CLEANING

The brush is highly recommended for use on coated or painted surfaces as well as plastic surfaces.

### THIN BRISTLES WITH HIGH FLEXIBILITY

- High density short bristles reduce the risk of damage to sensitive surfaces





## nLITE® ANGLE ADAPTERS ALWAYS CLEAN AT THE RIGHT ANGLE

Another innovative feature of the new nLITE® pole system is the modular angle system, in which you can combine four individual elements in any number of variants in order to easily reach places that are difficult to access. Whether overhanging façade elements or glass roofing and walls, this system gives you the perfect angle for every application.


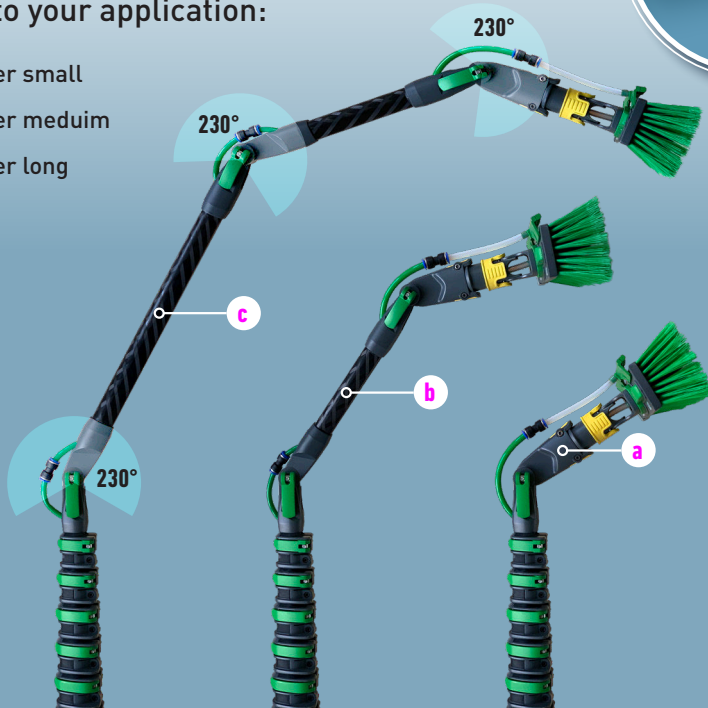
### FAST LOCK

With a single click: simple, fast, and stable connection for every work situation:

- Change brushes in seconds
- Adjust brush angle in 45° stages
- No twisting when cleaning!








Simply adapt the modular angle adapter individually to your application:


- a** Angle adapter small
- b** Angle adapter medium
- c** Angle adapter long



## PRODUCT OVERVIEW

### nLITE® brushes and angle adapters

	Part No.	Product	Size	Bristles	Case
BRUSHES	 NFR28	nLITE® RADIUS BRUSH, FLAGGED	11"/28 cm	Nylon split / soft	1
	NFR41		16"/41 cm		1
	 NUH28	nLITE® HYBRID BRUSH	11"/28 cm	Boar bristles + power bristles	1
	NUH41		16"/41 cm		1
	 NFS28	nLITE® SOFT BRUSH	11"/28 cm	Thin synthetic bristles	1
	NFS41		16"/41 cm		1
	 NFK28	nLITE® POWER BRUSH COMPLETE, FLAGGED	11"/28 cm	Power-technology split / soft	1
	NFK41		16"/41 cm		1
	 NUK28	nLITE® POWER BRUSH COMPLETE, UNFLAGGED	11"/28 cm	Power-technology straight / stiff	1
	NUK41		16"/41 cm		1
	 NFF28	nLITE® POWER BRUSH, FLAGGED	11"/28 cm	Power-technology split / soft	1
	NFF41		16"/41 cm		1
	 NUF28	nLITE® POWER BRUSH, UNFLAGGED	11"/28 cm	Power-technology straight / stiff	1
	NUF41		16"/41 cm		1

	Part No.	Product	Size	Case
ANGLE ADAPTER	 NGS45	Angle adapter L, for nLITE® Gen 2 Carbon 24K, Carbon Composite	32"/82 cm	1
	NGC45	Angle adapter L, for nLITE® Gen 1 HiMod, Carbon, Hybrid, Alu	32"/82 cm	1
	NGS30	Angle adapter M, for nLITE® Gen 2 Carbon 24K, Carbon Composite	16.5"/42 cm	1
	NGC30	Angle adapter M, for nLITE® Gen 1 HiMod, Carbon, Hybrid, Alu	16.5"/42 cm	1
	NGS15	Angle adapter S, for nLITE® Gen 2 Carbon 24K, Carbon Composite	6"/15 cm	1
	NGC15	Angle adapter S, for nLITE® Gen 1 HiMod, Carbon, Hybrid, Alu	6"/15 cm	1

**! ATTENTION:** Some surfaces are easily scratched. Always test brushes prior to use!

Unger Enterprises, LLC  
425 Asylum Street  
Bridgeport, CT 06610  
Tel.: (1) 800.431.2324  
Fax: (1) 800.367.1988

Unger Germany GmbH  
Piepersberg 44  
D-42653 Solingen  
Tel.: (49) 212 2207 0  
Fax: (49) 212 2207 222

Unger UK Ltd.  
F1 Deansgate  
62-70 Tettenhall Road  
Wolverhampton, WV1 4TH  
Tel.: (44) 01902 306633  
Fax: (44) 01902 306644



**100%  
CUSTOMER  
SATISFACTION  
GUARANTEE**

At Unger, we aim to stand apart from the rest thanks to our special "Yes We Can!" service spirit. We love what we do and as proof of that, we promise to deliver a 100% Customer Satisfaction Guarantee on every product and service we offer.